



Lessons Learned from Managing Complex MBSE Models

***Julie Fant, PhD, Julia Eng, Megan Fisher,
and Sylvia Kohn-Rich, PhD***

The Aerospace Corporation

March 1, 2023

Approved for public release. OTR 2023-00339.

Agenda

- Introduction to the project and MBSE value-based approach
 - *Government reference model with traceability from user stories and requirements to subsystems*
- Best Practices
 - *Requirements Generation and Requirements Gap Analysis - Tracing*
 - *Architecture Model as a Communications Medium Across Government, Contractors – Exports*
 - *Understanding how the enterprise achieves user stories*
 - *Locating and Filtering Data*
- Lessons Learned
 - *Model Diagram Aesthetics*
 - *Model Maintenance and Technical Debt*
 - *Model Collaboration Across Networks*
- Conclusion



Introduction

- This MBSE project involved creating a government reference model of the enterprise with traceability from user stories and requirements to subsystems to support RFP development
- Scope
 - *Implemented value-based approach based on customers' needs*
 - Focus modeling efforts in prioritized areas of interest
 - Small and continuous development effort that provides growing value
 - Small number of Cameo licenses for core modeling team
 - Model is accessible to whole team through HTML exports
 - *Started out small within one group, but quickly expanded to the enterprise due to the value it provides*
- Goals
 - *Identify contractual responsibilities and boundaries for different contractors*
 - *Ensure the high-level user stories can be achieved using the architecture*
 - *Help ensure the requirements generated for the RFP are complete*





Modeling Approach

- Implemented value-based approach based on customers' needs
 - *Routine engagement with government customer identify key questions/decisions that the model can help answer*
 - *Small and continuous modeling effort that grows the model over time to provide expanding value*
 - Create and update traceability along the way using established traceability patterns from warfighter CONOPS to requirements to functional capabilities
 - *Frequent iterations with SMEs*
 - Identified deficiencies (e.g. unclear responsibilities, requirements gaps, etc.) when developing model views
 - Working sessions with SMEs to resolve deficiencies
 - Validate the model and to keep the model up-to-date
 - *Updated with contractual SOWs*
- Value based approach and frequent interactions helped facilitate adoption
- Technical specifications
 - *Cameo Systems Modeler/Cameo Enterprise Architecture 19 SP4 and transitioned to 21X*
 - *Unified Architecture Framework (UAF) 1.1 and Department of Defense Architecture Framework (DoDAF) 2.0 Profile*
 - *Model configuration management performed in Aerospace's Teamwork Cloud environment*
- Next, we will discuss the best practices that worked well and lessons learned we had to overcome
 - *Example diagrams will be presented using publicly available models*



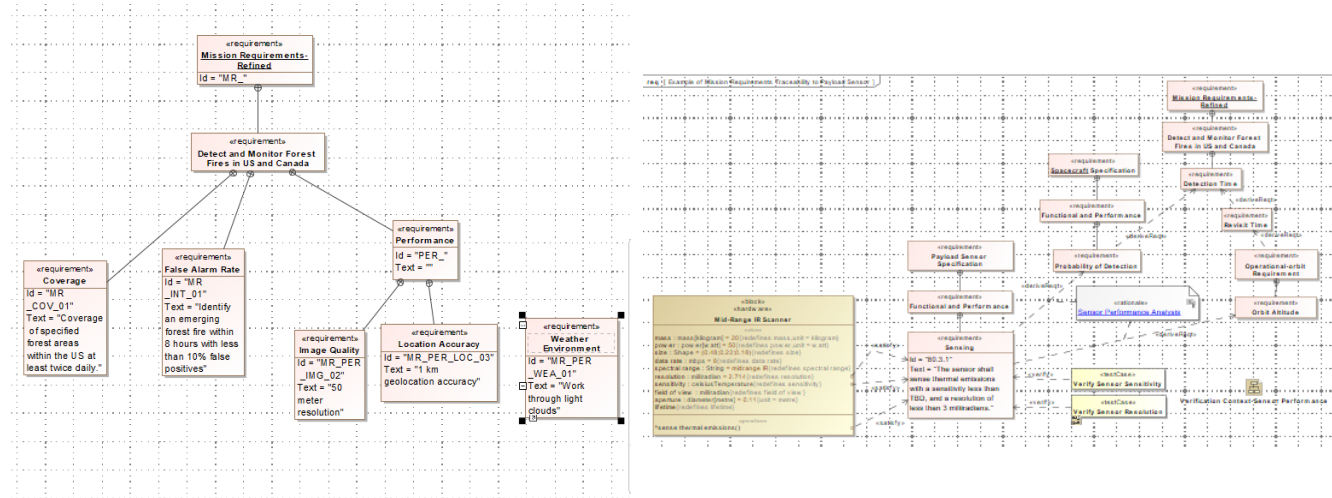
Best Practices



Requirements Generation and Requirements Gap Analysis - Tracing

- Early goal was to make sure the concepts being developed are all reflected in the RFP SOW requirements
- To accomplish this goal,
 - Architecture built to refine the concepts and to help identify contractual boundaries
 - Then the RFP SOW requirements were generated by Subject Matter Experts (SMEs)
 - SME Requirements were imported and traced within Cameo to identify gaps:
 - Traced to architecture to identify missing functionality, performance, and interfaces
 - Traced up higher level enterprise requirements to ensure enterprise objectives are met and monitor impacts to enterprise objectives if requirements change
 - Ensure interface requirements had requirements on both contractual ends of the interface
- Traceability analysis presented in various formats (e.g. tables, matrices, and requirement diagrams) to communicate findings to different stakeholders

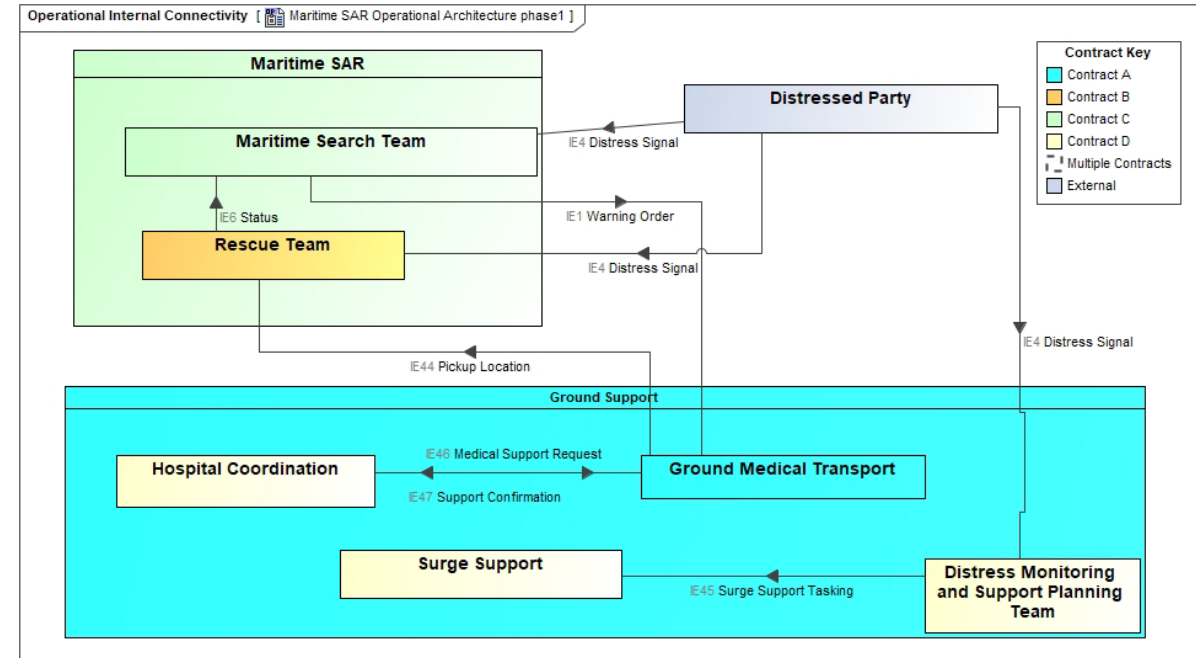
ID	CDRL	Requirement
This Table is Unclassified		
MR_PER_WEA_01		Work through light clouds
MR_PER_RES_01		50 meter resolution
MR_PER_GEO_01		1 km geolocation accuracy
MR_PER_COV_01		Coverage of specified forest areas within the US at least twice daily.
MR_PER_INT_01		Identify an emerging forest fire within 8 hours with less than 10% false positives





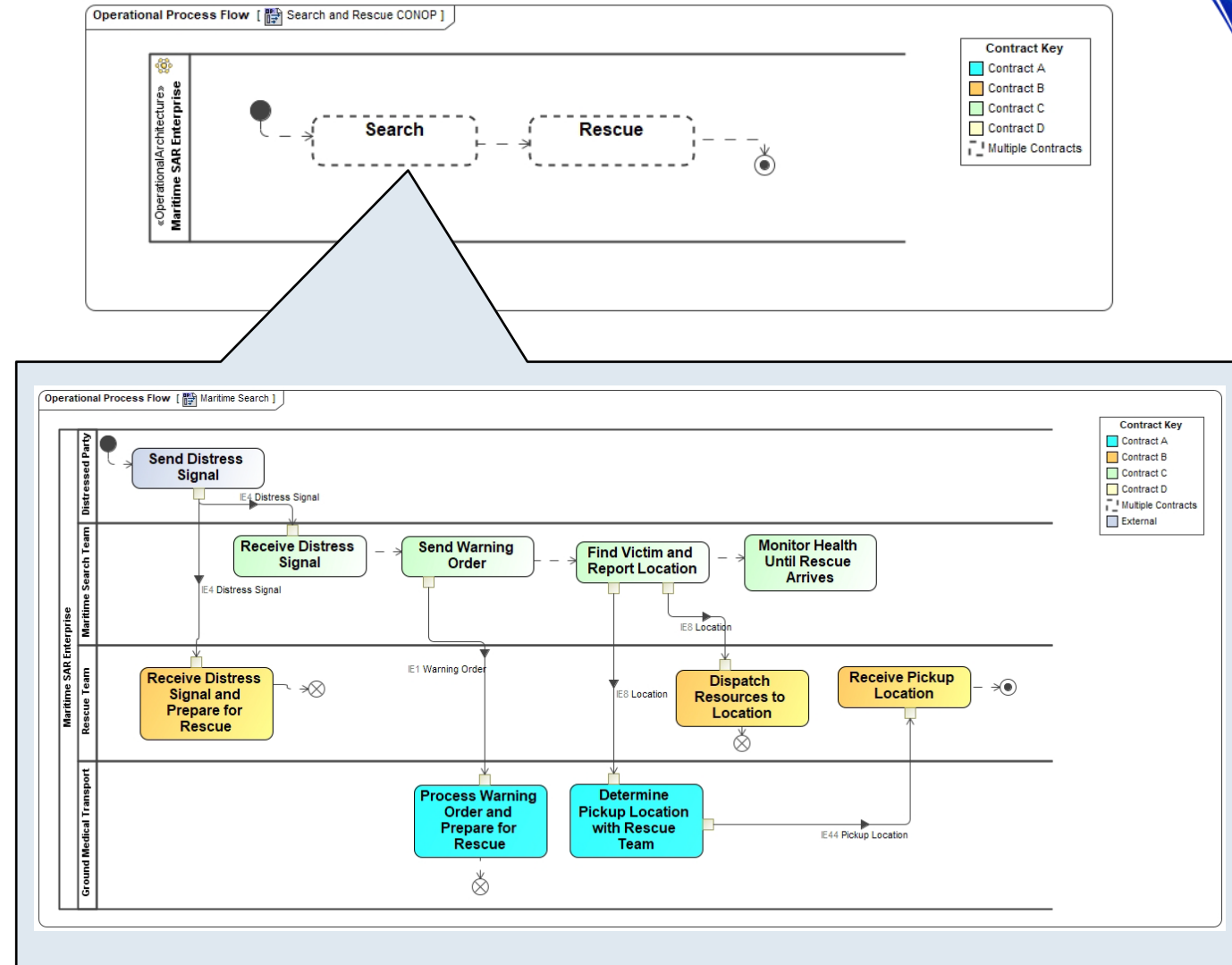
Architecture as Communication Medium

- Initially the different groups produced their artifacts independently and using different formats. So, it was challenging to really understand contractual boundaries, interfaces, and responsibilities
- Sharing the model views improved communication across government and contractor teams
 - Cameo provide unified views combining inputs from multiple teams
 - Functional allocation, swim lanes, stereotypes, and common color schema made it clear where contractual boundaries fell
- Minimal Cameo licenses required
 - Only the core modeling team needed full licenses
 - Model exports routinely shared that do not require licenses
 - Read-only navigable model exported in HTML viewable in web browsers
 - Power Point presentations of material
 - TEMs with SMEs using Cameo over screen share
 - Model change requests are sent to the core modeling team to implement in the architecture



Achieving enterprise user stories

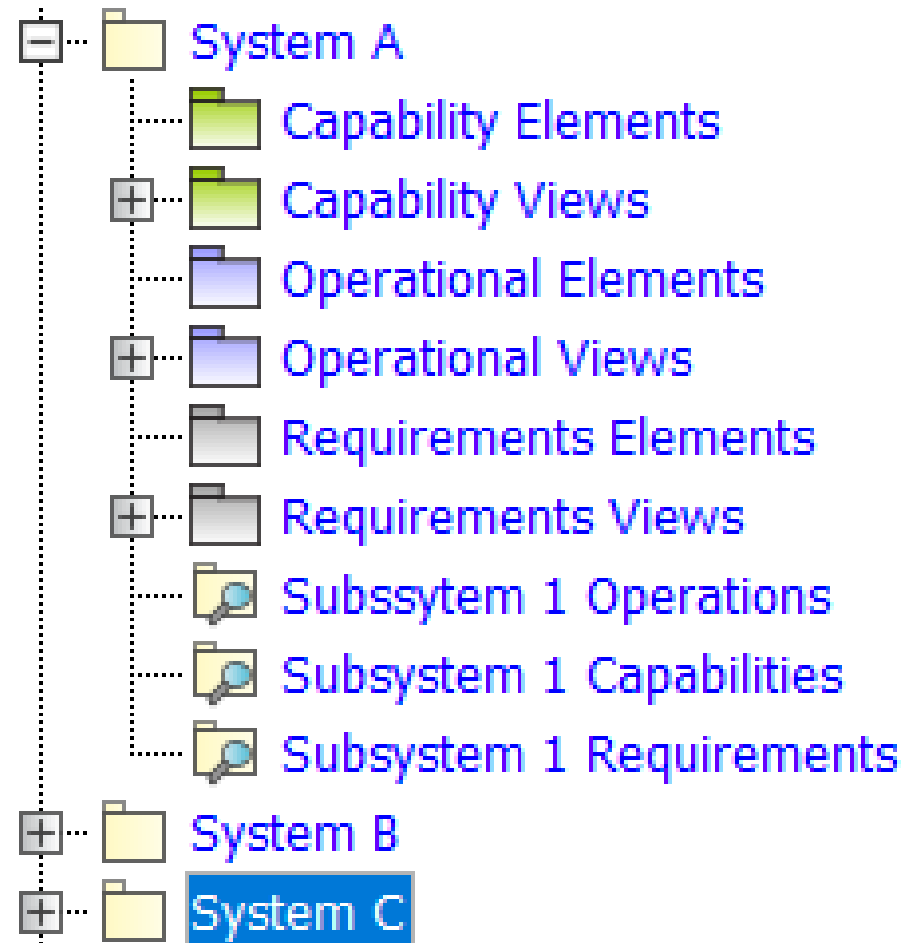
- MBSE Reference Architect focuses on the “what” the enterprise needs to do
 - Leveraged Operational Performers and multiple levels of abstraction of Operational Activities to define “what” the various parts of the enterprise need to do to achieve a large enterprise scenario
 - Warfighter CONOPS for different parts of the enterprise are responsible for specific operational activities
 - Sometimes, Operational Activities were decomposed into additional details to understand interactions at finer level of granularity when it was needed to refine roles and responsibilities between contracts
 - Added details on the hardware implementations by the contractors and linked to the overall architecture
 - Added details on the software development processes



Locating and Filtering Data



- Model organization was critical to help find, locate, and reuse data and avoid creating duplicative element
- Model organization approach
 - Overall structure based on enterprise and its systems
 - Leveraged common model elements library package for model elements that are reused across several systems to promote reuse
 - Within the systems leverage the Cameo UAF/DoDAF package template to group by diagram types
 - Glossary of acronyms, terms, and synonyms to facilitate communication and understanding
- Use smart package queries to easily find nested diagrams that are embedded in model elements
 - Use smart package queries to easily find model elements based on custom stereotype



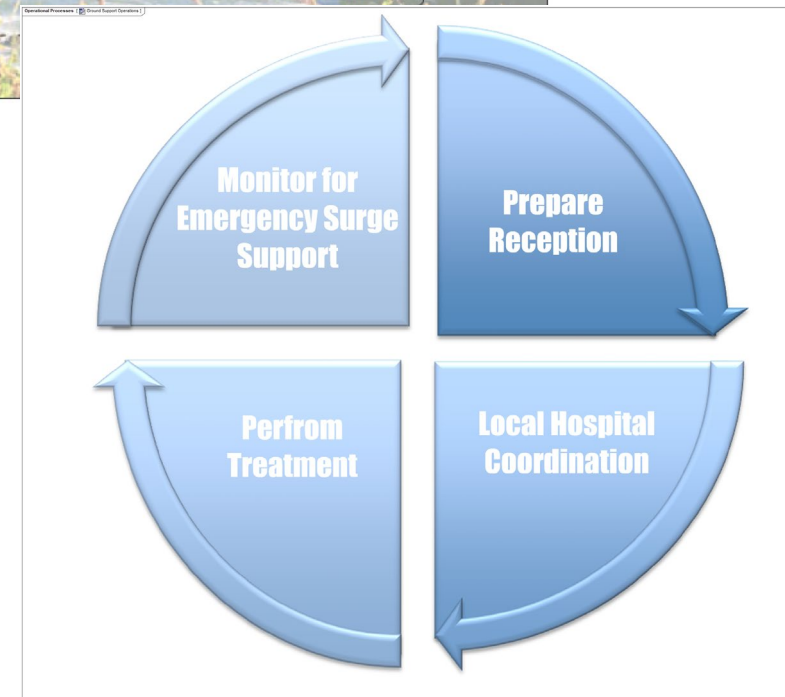
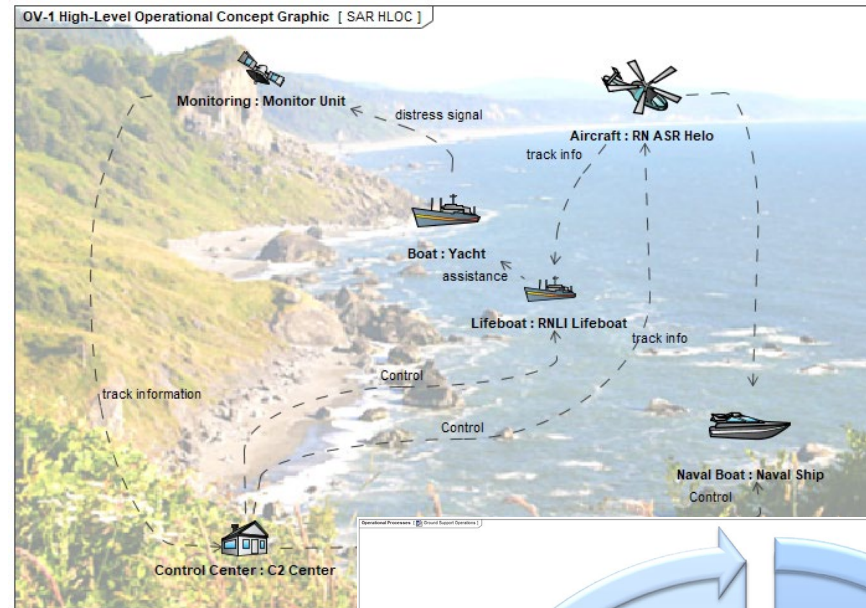


Lessons Learned



Model Diagram Aesthetics

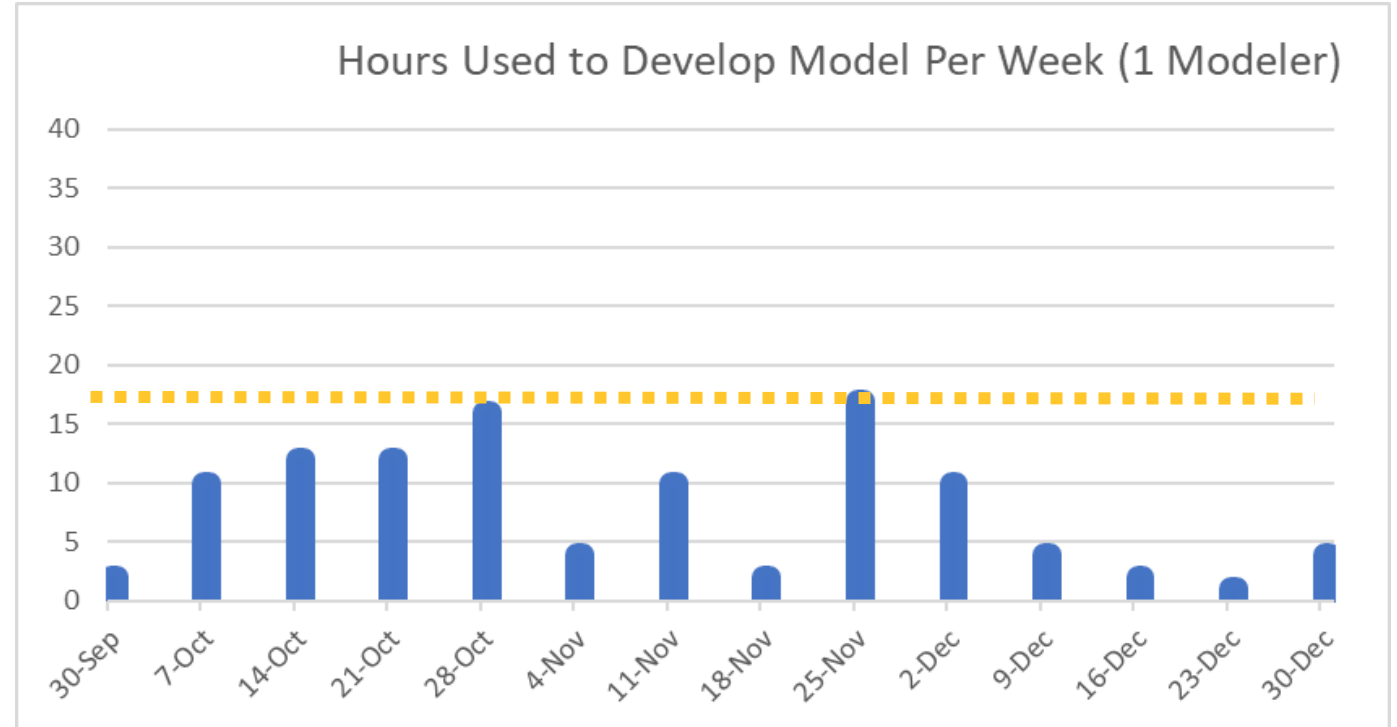
- For high level concepts, the traditional SysML/UAF/DoDAF looking diagrams that use block were not always well received by stakeholders
- To overcome this challenge, the team changed the aesthetics of the diagrams look more visually appealing while maintaining the traceability and linkages within Cameo
 - Import in a background image or process diagram outline
 - Use externally created images and icons to replace the traditional blocks on Cameo elements
 - Suppress the display of stereotypes and other properties to focus on the imported element images
- These versions were better received than traditional Cameo diagrams, but can be time consuming to create





Model Maintenance

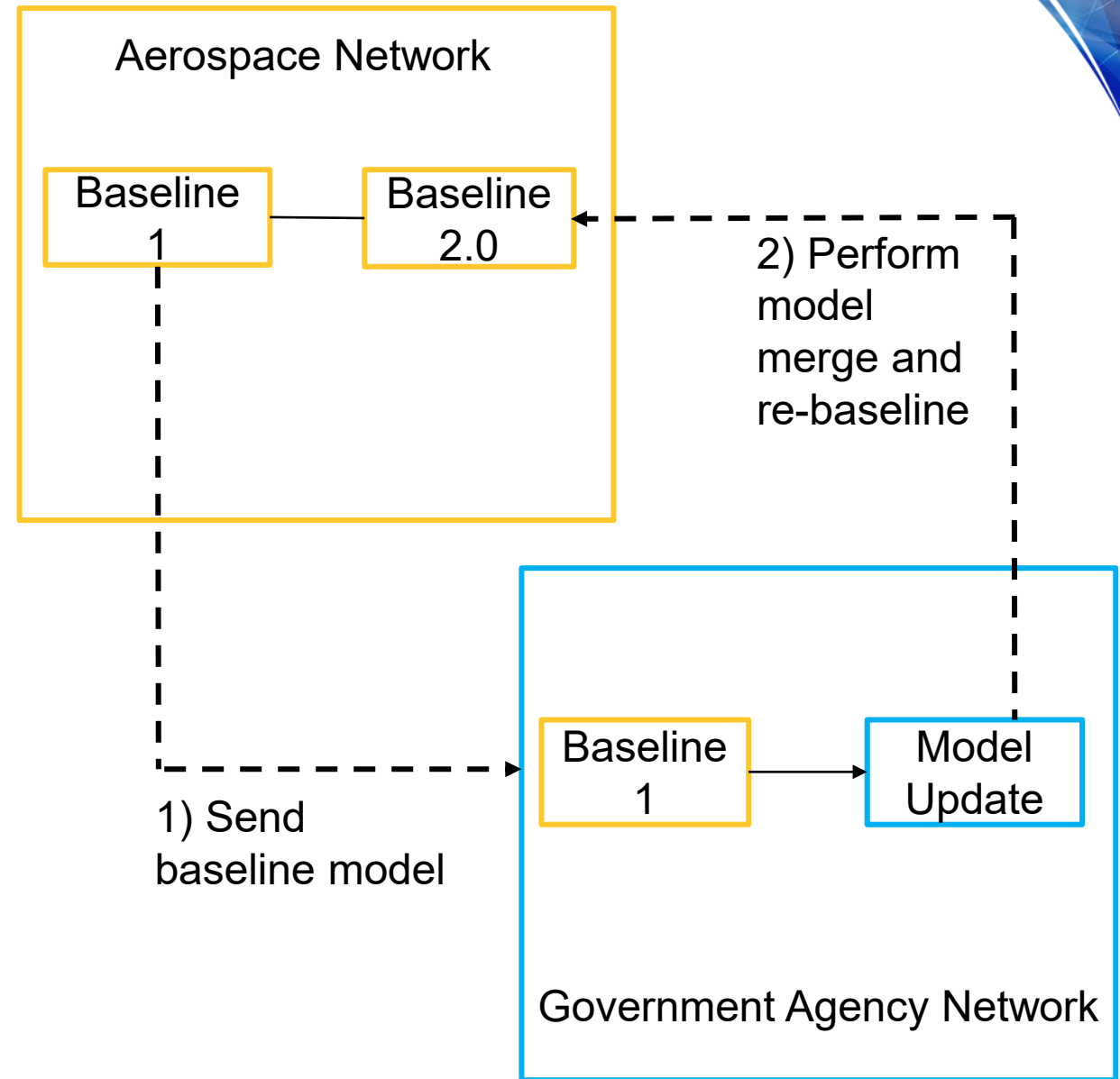
- Requires consistent maintenance to remain relevant and keep pace with the evolving architecture
 - *Does not require high levels of STE*
 - *Slow and steady burn rate*
 - *Cannot “model once and forget”*
- Short iterations for real-time updates to the architecture
 - *Frequent interactions and engagement with SMEs to enrich focus area of the model*





Managing Model Collaboration Challenges Across Networks

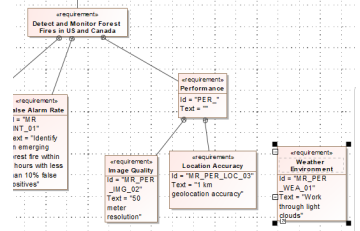
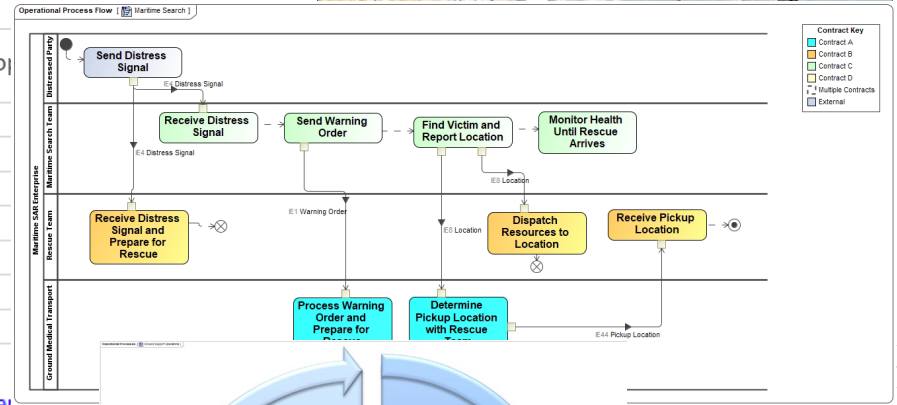
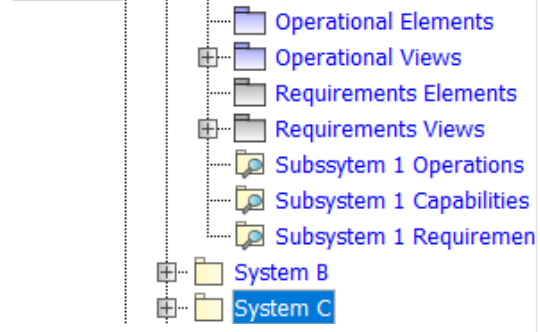
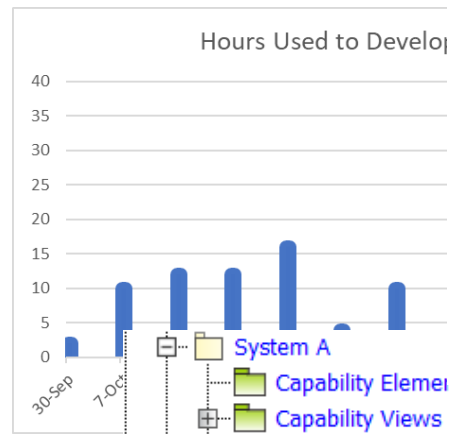
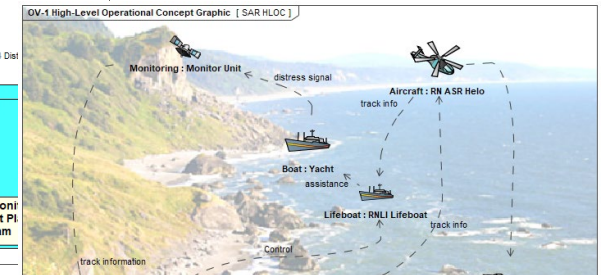
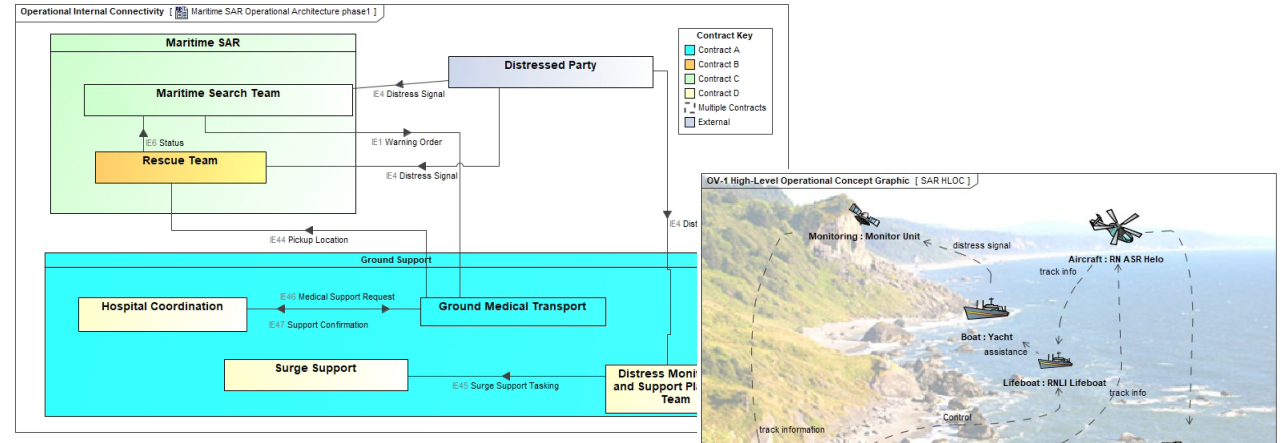
- Model collaboration across disparate networks can pose challenges, but was made possible through frequent discussions and engagements between Aerospace and the government agency
 - Model is maintained on Aerospace's network
 - Model exports are sent to the government agency to perform model changes on their own network and then merged back into Aerospace's network
 - Created development branches
- If the model needs to be changed on the customer network, the changes will need to be properly managed in order for the model to maintain its integrity.
 - This would require restructuring the model to federate out the portion that will be changing more regularly on the customer's network
 - Then main model on the Aerospace network can point to the federated model





Conclusions

- The MBSE approach provided great value including:
 - Requirements Generation and Requirements Gap Analysis - Tracing
 - Architecture Model as a Communications Medium Across Government, Contractors, Bidders – Exports
 - Understanding how the enterprise achieves user stories – communicating with the warfighter
 - Locating and Filtering Data
- MBSE can be implemented successfully with steady and consistent low burn
- MBSE models can be made to be accessible and useful to all members of a project team using only a small number of licenses for Cameo
- Lessons learned provide advice on overcoming some the MBSE challenges we faced





References

- Cameo Systems Modeler – DODAF Example Model
- Cameo Systems Modeler – UAF Example Model
- Friendthal, S. Architecting Spacecraft with SysML: A MBSE Approach: Cameo 18.5 Sample Model, Friedenthal & Oster, 2017 <<http://sysml-models.com/spacecraft/models.html>>